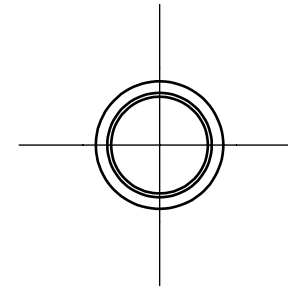
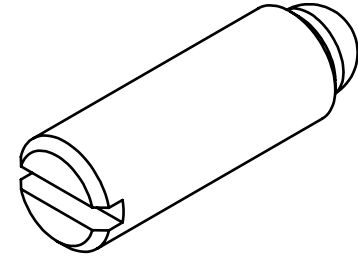
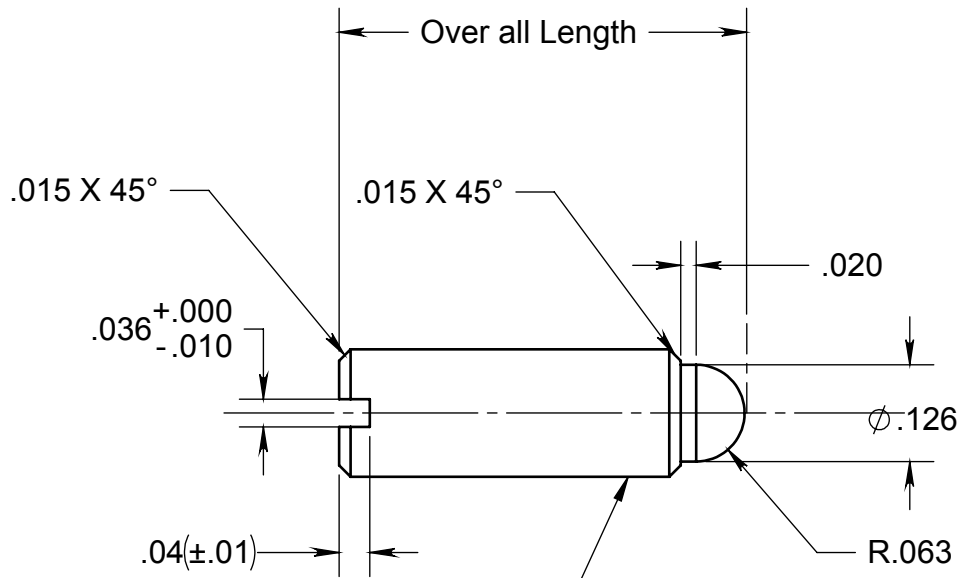


Part Number	Over all Length
PS164-80-540	.531
PS164-80-400	.400

REVISIONS				
ZONE	REV.	DESCRIPTION	DATE	APPROVED
	B	Added Lapping note	6/16/2011	

NOTE:

1. Material: 303 Stainless Steel
2. Standard nut provided for fit
3. Brass Lap thread to remove burrs. (B)



#8-80 UN Th'd (close fit to provided test nut)
Reference #8-80 UN Th'd Dimension over .007722 wires
0.1674 / 0.1666

PROPRIETARY AND CONFIDENTIAL
THE INFORMATION CONTAINED IN THIS DRAWING IS THE SOLE PROPERTY OF HITEK HARDWARE, INC. ANY REPRODUCTION IN PART OR AS A WHOLE WITHOUT THE WRITTEN PERMISSION OF HITEK HARDWARE, INC. IS PROHIBITED.

		DIMENSIONS ARE IN INCHES TOLERANCES: FRACTIONAL ±.03 ANGULAR: MACH ±.5 BEND ±1 TWO PLACE DECIMAL ±.010 THREE PLACE DECIMAL ±.005		NAME	DATE
		MATERIAL See note		DRAWN	
		FINISH See Note		CHECKED	
NEXT ASSY	USED ON			ENG APPR.	RT 6/6/2002
APPLICATION		DO NOT SCALE DRAWING		MFG APPR.	
				Q.A.	
				COMMENTS:	

Hitek Hardware, Inc.

**Precision Adjustment Scr
#8-80 Thread**

SIZE A	DWG. NO. PS164-80-XXX	REV. B
SCALE:4:1	WEIGHT:	SHEET 1 OF 1